

# Datasheet

产品名称 (Product): BT 5.0 USB dongle (nRF52840)

产品型号 (Model No.): Holyiot-19077-nRF52840

目录

1. Overview.....	3
1.1. Application.....	3
1.2. Specifications.....	4
2. Introduction.....	5
2.1 Programmer.....	5
2.2 Software development Tool.....	5
2.3 Protocols.....	5
Software Development Kit.....	5
2.4 SoftDevices.....	6
3. Product Descriptions.....	6
3.1 Mechanical drawings.....	6
3.2 Pin assignments.....	7
4. Miscellaneous.....	8
5. Absolute maximum ratings.....	8
6. List of Holyiot module.....	9

# 1. Overview

Holyiot-19077 is powerful, highly flexible ultra-low power Bluetooth low energy (BLE) module using Nordic NRF52840 SoC, with ARM Cortex-M4 CPU, which has floating Point unit (FPU), 1MB flash with cache and 256kB RAM. It offers a wealth of peripherals that include NFC, USB and multiple interface options including Quad SPI (QSPI).

It has high-end security features included to achieve best in class security with an ARM CryptoCell cryptographic system on chip and a full AES 128-bit encryption suite, it supports BLE mesh

Bluetooth 5.0 long range

Processing power and flash flexibility

Multiprotocol radio

Power Efficiency

Model	Holyiot-19077
Chip	nRF52840 QIAACO
Pcb Size	20mm*9.6mm
BLE Antenna	ceramic Antenna
BT Range	500 meters for Bluetooth 5.0

## 1.1. Application

- Internet of Things (IoT)
- SmartHome sensors
- Computer peripherals
- A4WP 'Rezence' wireless charging
- Sports and fitness sensors and hubs
- Smart watches
- Interactive games
- Wearables
- Connected white goods
- Voice-command smart remotes
- Beacons
- Connected health products
- RC Toys
- Building automation and sensor networks

## 1.2. Specifications

- Bluetooth 5 ready multi-protocol radio
  - 2Mbps
  - Long range
  - Advertising extensions
  - Improved coexistence (CSA #2)
- IEEE 802.15.4 radio support
  - Thread
  - Zigbee
- 32-bit ARM Cortex-M4F @ 64MHz
- Up to 111 dB link budget for Bluetooth long range mode
- Full-speed 12Mbps USB controller
- NFC Tag-A
- Software stacks available as downloads
- Programmable output power from +8dBm to -20dBm
- On-air compatible with nRF51, nRF24L and nRF24AP
- Series
- High-precision RSSI
- 128 bit AES/ECB/CCM/AAR co-processor
- Single-ended antenna output (on-chip balun)
- Software stacks available as downloads
- Application development independent of protocol stack
- Wide supply voltage range + 1.7V to 5.5V
- QSPI/SPI/2-wire/I<sup>2</sup>S/PDM/QDEC
- Programmable Peripheral Interface - PPI
- High speed SPI interface 32MHz
- Quad SPI interface 32MHz
- EasyDMA for all digital interfaces
- RAM mapped FIFO using EasyDMA
- 12bit/200K SPS ADC
- On-chip DC-DC buck converter
- Quadrature demodulator
- -96dBm Sensitivity for Bluetooth low energy
- Arm CryptoCell CC310 cryptographic security module
- QSPI/SPI/2-wire/I<sup>2</sup>S/PDM/QDEC

## 2. Introduction

### 2.1 Programmer

Holyiot-19077 module use the Serial Wire Debug(SWD port ), the module which layout the SWDIO, SWCLK, VDD, GND for debug and flash your own firmware, more info about the SWD, please visit [https://www.silabs.com/community/mcu/32-bit/knowledge-base.entry.html/2014/10/21/serial\\_wire\\_debugs-qKCT](https://www.silabs.com/community/mcu/32-bit/knowledge-base.entry.html/2014/10/21/serial_wire_debugs-qKCT)

You can using the Jlink or Jtag for programmer.

### 2.2 Software development Tool

It supports the standard Nordic Software Development Tool-chain using Segger Embedded Studio, Keil, IAR and GCC. More info please visit

[http://infocenter.nordicsemi.com/index.jsp?topic=/com.nordic.infocenter.nrf52/dita/nrf52/development/nrf52\\_dev\\_kit.html&cp=1\\_1](http://infocenter.nordicsemi.com/index.jsp?topic=/com.nordic.infocenter.nrf52/dita/nrf52/development/nrf52_dev_kit.html&cp=1_1)

### 2.3 Protocols

This module support Bluetooth 5, Bluetooth Low Energy,Bluetooth mesh,Thread, 802.15.4,ANT, 2.4GHz proprietary. So we can use different protocols for different situations.

#### **Software Development Kit**

Nordic Semiconductor's Software Development Kits (SDK) are your starting point for software development on the nRF51 and nRF52 Series. It contains source code libraries and example applications covering wireless functions, libraries for all peripherals, bootloaders, wired and OTA FW upgrades, RTOS examples, serialization libraries.

More info please visit <http://www.nordicsemi.com/eng/Products/nRF52840-DK>

You can also download the SDK for coding development .

### 2.4 SoftDevices

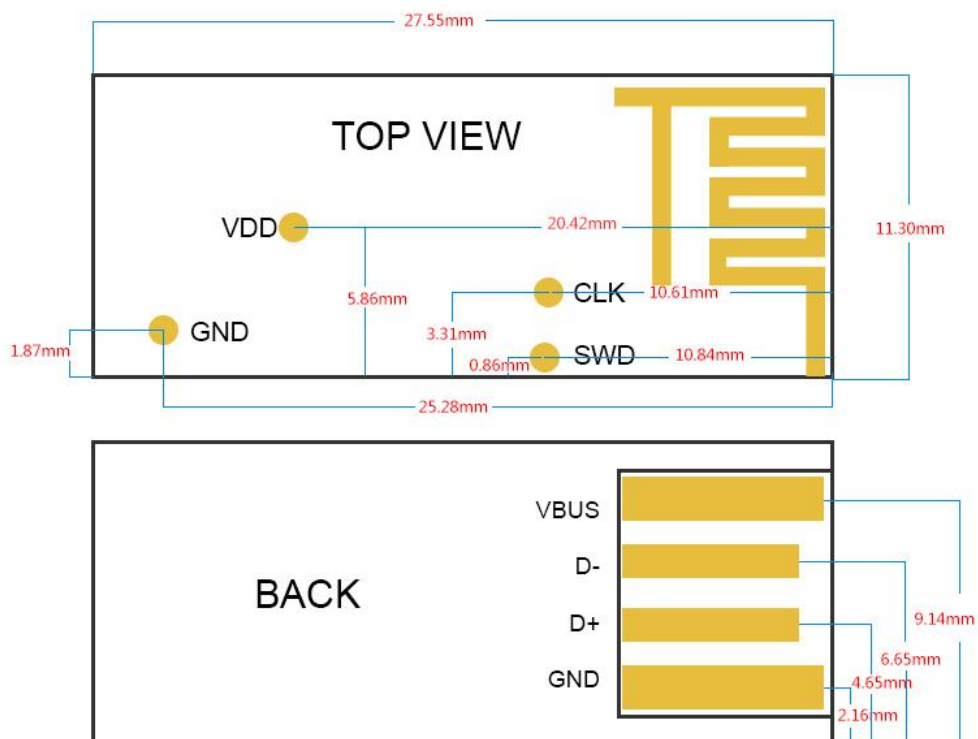
Nordic Semiconductor protocol stacks are known as SoftDevices. SoftDevices are pre-compiled, pre-linked binary files. SoftDevices can be programmed in nRF5 series devices, and are freely downloadable from the Nordic website. Please download that here:

## Over-The-Air DFU

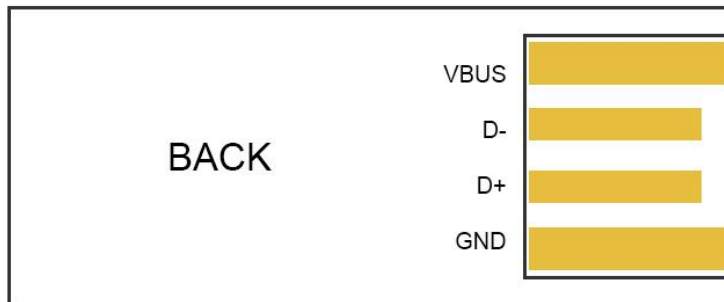
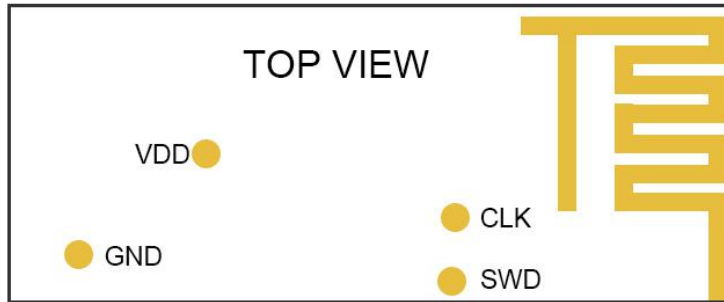
The SoC is supported by an Over-The-Air Device Firmware Upgrade (OTA DFU) feature. This allows for in the field updates of application software and SoftDevice.

# 3. Product Descriptions

## 3.1 Mechanical drawings



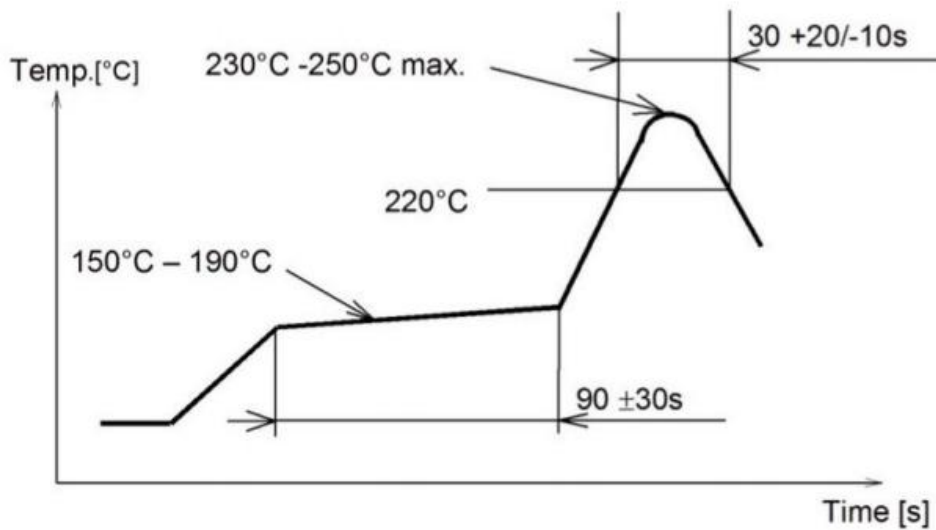
## 3.2 Pin assignments



PIN No.	PIN define	Functions
1	VDD	power
2	GND	Ground
3	SWDIO	Digital input(serial wire debug)
4	SWCLK	Digital I/O <sup>2</sup> (serial wire debug)

## 4. Miscellaneous

Soldering Temperature-Time Profile for Re-Flow Soldering. Maximum number of cycles for re-flow is 2. No opposite side re-flow is allowed due to module weight.



## 5. Absolute maximum ratings

Maximum ratings are the extreme limits to which the chip can be exposed for a limited amount of time without permanently damaging it. Exposure to absolute maximum ratings for prolonged periods of time may affect the reliability of the device.

Absolute maximum ratings:




	Note	Min.	Max.	Unit
<b>Supply voltages</b>				
VDD		-0.3	+3.9	V
VDDH		-0.3	+5.8	V
VBUS		-0.3	+5.8	V
VSS			0	V
<b>I/O pin voltage</b>				
V <sub>I/O</sub> , VDD ≤ 3.6 V		-0.3	VDD + 0.3 V	V
V <sub>I/O</sub> , VDD > 3.6 V		-0.3	3.9 V	V
<b>NFC antenna pin current</b>				
I <sub>NFC1/2</sub>			80	mA
<b>Radio</b>				
RF input level			10	dBm
<b>Environmental (AQFN package)</b>				
Storage temperature		-40	+125	°C
MSL	Moisture Sensitivity Level		2	
ESD HBM	Human Body Model		4	kV
ESD CDM <sub>QF</sub>	Charged Device Model		750	V
	(AQFN73, 7×7 mm package)			
<b>Flash memory</b>				
Endurance		10 000		Write/erase cycles
Retention		10 years at 40°C		







## 6. List of Holyiot module



Part No.	Nordic chip	Holyiot No.	PA	Antenna	Picture
1	nRF51822	Holyiot-17085-PA	✓	IPX antenna	
2	nRF51822	YJ-15011-nRF51822	×	PCB antenna	
3	nRF51822	YJ-14015-nRF51822	×	PCB antenna	

4	nRF52832	YJ-16048-nRF52832	×	PCB antenna	 
5	nRF52832	YJ-17029-nRF52832	✓	Ceramic antenna	 
6	nRF52832	YJ-16002-nRF52832	×	PCB antenna	 
7	nRF52832	YJ-17024-nRF52832	✓	IPX antenna	 
8	nRF52832	YJ-17095-nRF52832	×	Ceramic antenna	 
9	nRF52832	YJ-17017-USB	×	Ceramic antenna	 
10	nRF52832	YJ-17076-USB	×	PCB antenna	 
11	nRF52840	YJ-17120-USB	×	PCB antenna	 

12	nRF52840	YJ-18010-nRF52840	×	Ceramic antenna	 holyiot
13	nRF52840	YJ-18039-nRF52840	×	IPX antenna & PCB antenna	 holyiot

holyiot